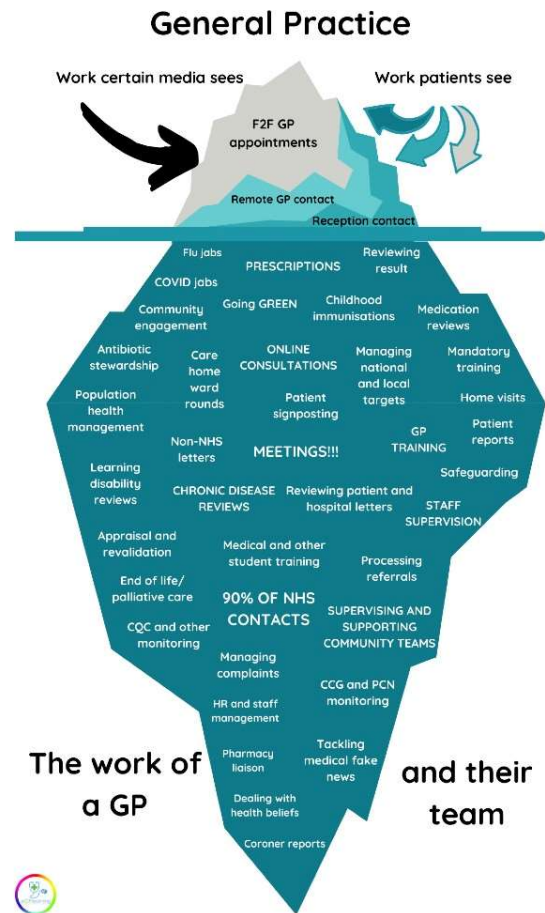


The Changing Role of General Practice

PPG Meeting 30.11.23

What do GPs do?

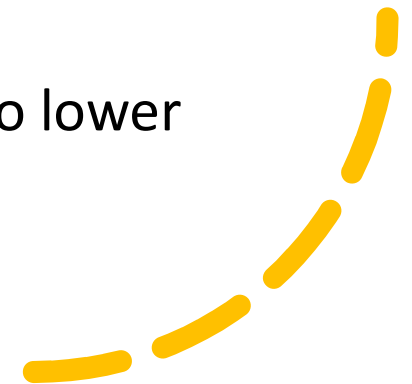


Typical Day

- Morning surgery 9am - 12.30pm
- Afternoon surgery 2pm – 5.30pm
- Test results – 20-30
- Prescriptions – 30+
- Reading and actioning letters from hospitals, community teams, patients – 20-30
- Admin tasks (forms, sick notes, emails)
- Admin from both surgeries (referrals, chasing hospitals)
- Home visit?
- Meetings & teaching
- Supervising trainees
- Partners – business oversight/HR

GP Workload

- BMA advise **25 contacts** per day
- 84% GPs exceed this regularly
- Most GPs report working 1-3hrs extra per day compared to contracted hours
- Average GP has 300 more pts than 2015 (2296 pts/GP) **+7.1%**
- Many work part time but work on day off/weekend
- Decision fatigue, stress – leads to lower sessions worked



Increasing Demand

- Rising population
- Longer life expectancy
- Higher expectations
- Higher complexity & multiple problems per consult
- More treatments (£££££)
- Higher rate of consultations – 3 to 6.5 per pt per year in 20yrs
- Hospital waiting lists at record levels
- More documentation
- Social deprivation
- Political initiatives
- Increased targets
- Digital expectations



GP Funding

Core funding £130-180/pt/year

Extra funding for extra work/targets

- Staff wages (including pay rises)
- Office costs
- Consumables
- Utilities

General practice receives 7.2% of total NHS funding (previously 11%) for 90% of the patient contacts

Alternative
options for
GPs – the
rise of
portfolio
careers

Education & training
Health policy
Research
Pharma
Abroad
Digital services
Private services
Locum work
Urgent Care Centres



NHS Full Time Equivalent Staff

NHS FTE Staff in 2022 Vs 2019

Hospital consultant numbers: +9.2%

Junior doctor numbers: +15.3%

Hospital nurses: +8.2%

GP numbers: -1.9%

GP nurses: +2%

Source: IFS Report Dec 2022




GP Staff

Plan to increase GP numbers by 6000 by 2024

Actual numbers have decreased by about 2000 in this time

Fully qualified, FTE GPs, as of September 2023:

- 27302 GPs
 - Compared to December 2019 **-2.9%**
 - Compared to 2015 **-7%**
 - 37419 GPs plus GP trainees
 - ie 27% of GP workforce are in training
- 

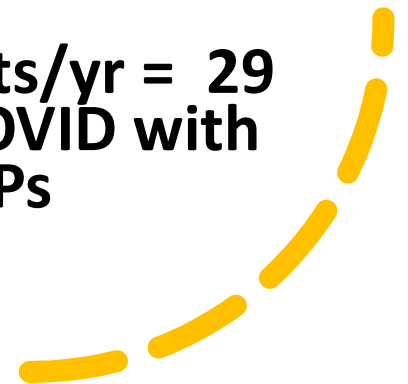
NHS Appointments

GP appointments: 2 million **more** per month than in 2019

A&E attendances: 2 million **TOTAL** per month (same as 2019)

GP provides 367 million appts/yr = 29 million more than before COVID with nearly 2000 fewer GPs

Source: NHS England/NHS Digital



Summary

Reduced funding from 11 to 7% of NHS budget

90% of all NHS contacts

2 million more appts per month

More targets, more complexity, higher intensity work, longer waiting lists

More appealing, and better remunerated, alternatives

Media and political negative campaigns

2000 fewer FTE GPs

